

Math 6th prim

Model Exam (1)

Question 1 : Choose the correct answer :

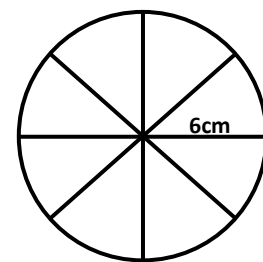
- 1) If the perimeter of one face of a cube equals 20 cm then its total area = cm² a) 100 b)120 c)150 d)200
- 2) If $X = 10$, $Y = -2$, then the negative number in the following is
 a) $x^2 + y$ b) $x + y^2$ c) $x^2 - y$ d) $x y$
- 3) The image of the point A (- 4 , 3) by the translation (- 1 , -4) is
 a) (-5 , -7) b) (-5 , -1) c) (-7 , 3) d) (-3 , -1)
- 4) If $2x + 5 > 3$, $x \in z$, then the solution set of the inequality is
 a) N b) $N - \{ \text{zero} \}$ c) z_- d) z_+
- 5) If $x + 3 = 8$, $x \in z^-$ then the solution set is
 a) { -3 } b) { 5 } c) { -5 } d) \emptyset




Question 2 :


a) In the opposite figure

A circle M of radius 6cm is divided in to 8 circular sectors equal in area Find the area of one sector and the measure of the central angel of the sector ($\pi = \frac{22}{7}$)



- b) Locate in the Cartesian coordinates plane the points A (-3 , 4) , B (1 , 4) , C (1 , 2) then Find
 - 1) $AB = \dots\dots\dots$, $BC = \dots\dots\dots$
 - 2) The image of ΔABC by the translation (0 , -3)





Model Exam (2)


Question 1 : Complete :

- 1) $Z^+ \cap Z^- = \dots\dots\dots$
- 2) $\frac{(-7)^5 \times (-7)^2}{(-7)^6} = \dots\dots\dots$
- 3) 2 , 6 , 10 , 14 ,
- 4) $7 [6 + (-3)] = \dots\dots\dots$
- 5) If $| x | = 7$ then $x = \dots\dots\dots$

Question 2 : Choose the correct answer :

- 1) $Z - N = \dots\dots\dots$ (Z_+ , { 0 } , Z^- , 0)
- 2) Circle its diameter 8cm then its area = $\pi \text{ cm}^2$
(9 , 8 , 16 , 64)
- 3) If $A \subset \{ 2 , -5 , -3 \} \cap \{ 5 , -2 , -3 \}$ then $A = \dots\dots\dots$
(-5 , { -5 } , -3 , { -3 })
- 4) Then measure of the angle of the sector which represents $\frac{1}{4}$ the circle equals
(30° , 45° , 60° , 90°)
- 5) The point (2,3) its image is (5, - 5) by translation.....
((-3, - 2) , (7 , - 2) , (3 , - 8))





Question 3 :

- 1) Find the S.S of $2(x + 3) = -2$ where $x \in N$
- 2) Find the solution set of the inequality then represent it on a number line. $2x + 3 \leq 5$



Question 4 :

- a) Using the properties of addition Find: $518 + (-119) + (-18) + 119$
- b) A box in the shape of a cuboid without Lid. The inner dimensions of its base are 2.5m and 1.5m and its inner height is 70cm it is wanted to cover its side faces and the floor with iron sheet, the price of the square meter of it is L.E 10

Find : 1) The area covered with the iron sheets .

2) The price of the iron sheet which are used.




Question 5 :

- a) A Box contains 5 white balls , 3 blue balls and 8 red balls , the all are identical a ball is drawn blindly. What is the probability that the drawn ball is
 - a) green.
 - b) not red.
 - c) blue or red
- b) The following table shows the percentage of the number of students participates in the school activities.

The Activity	Culture	Sport	Social	Art
The Percentage	5 %	45%	15 %

Represent data by pie charts



Math 6th prim

Model Exam (3)

Question 1 : Choose the correct answers :


- a) $(3)^0 + (-3)^0 = \dots\dots\dots$ (6 , 0 , 1 , 2)
- b) The value of expression $3 \times (-5) - (2 \times 3)^2 \div 4 = \dots\dots\dots$
(-31 , -16 , $\frac{-15}{12}$, -24)
- c) $Z^+ \cup Z^- = \dots\dots\dots$ (\emptyset , N , $Z - \{0\}$, Z)
- d) A coin is tossed 250 times then the closest expected number of appearing a head equals (124 , 127 , 150 , 199)
- e) $2^3 \times 2^5 = \dots\dots\dots$ (2^8 , 2^{15} , 4^8 , 4^{15})



Question 2 :

- a) If $x + 3 = |-7|$ then $x = \dots\dots\dots$
- b) The surface area of the circle =
- c) The solution set of the equation $4x + 1 = 17$ where $x \in N$
- d) A cube its edge is 4cm the total area = cm^2





Math 6th prim

Model Exam (4)

Question 1 : Choose the correct answers :

- 1) The measure of the angle of circular sector whose area represent 0.25 from the area of the circle = °
 a) 180 b) 120 c) 90 d) 60
- 2) If a die is rolled once then the probability of getting number > 3 is
 a) 1 b) $\frac{1}{2}$ c) $\frac{1}{3}$ d) $\frac{1}{6}$
- 3) If $x + 3 = 8$, $x \in Z^-$, then the solution set is
 a) $\{-3\}$ b) $\{5\}$ c) $\{-5\}$ d) \emptyset
- 4) The image of point $(3, -2)$ by translation $(-3, 2)$ is
 a) $(0, 0)$ b) $(2, 0)$ c) $(3, 0)$ d) $(6, 4)$




Question 2 : Complete :


- a) $\frac{5^6 \times (-5)^7}{5^9} = \dots\dots\dots$
- b) $(-6) \times [(-3) + 2] = \dots\dots\dots$
- c) 1 , 1 , 2 , 3 , 5 , 8 , , , ,



Question 3 :

- a) Find the solution set of the inequality $2x + 1 < 5$ where $x \in z$ then represent the solution set on the number line.

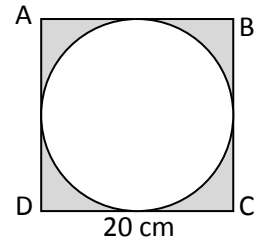




Question 4 :

In the opposite figure :

a) ABCD is a square of side length 20cm. find the area of the shaded part in cm^2 ($\pi = 3.14$)



b) In a Cartesian Co-ordinates plane locate the point A (0 , 4) , B (2 , 1) , C (-2 , 1) then Find :

First : The length of \overline{BC}

Second : The image of ΔABC by translation (0 , -2)



Question 5 :

a) A basket contains balls numbered from 1 to 15 a ball is drawn randomly. What is the probability that the drawn ball.


First : carries an even number.

Second: carries a number greater or equal to 11

b) The following table shows the percentages of the production of a factory for three kinds of electric water heater

The kind	First	Second	Third
The Percentage	25 %	50 %	25 %

Represent these data by using circular sector.



Math 6th prim

Model Answer (1)

Q 1 : Choose the correct answer :

1) $E = P \div 4$

$$= 20 \div 4 = 5cm$$

$$T.A = E \times E \times 6 = 5 \times 5 \times 6 = 150 cm^2$$

2) d) $xy = 10x - 2 = -20$

3) $(-4 + (-1), 3 + (-4)) = (-5, -1)$

4) $2x > 3 - 5$

$$2x > -2$$

$$x > \frac{-2}{2}$$

$$x > -1$$

$$\text{Solution Set} = \{0, 1, 2, 3, \dots\} = N$$

5) $x = 8 - 3$

$$x = 5 \notin Z^-$$

$$\text{Solution Set} = \emptyset$$


Q2:


a) A of the circle = $\pi r^2 = \frac{22}{7} \times 6^2$

$$= 113.14 cm^2$$

$$A: \text{ of one sector} = 113.14 \div 8 = 14.14 cm^2$$

$$\text{Measure of central angle} = 360 \div 8 = 45^\circ$$





Math 6th prim


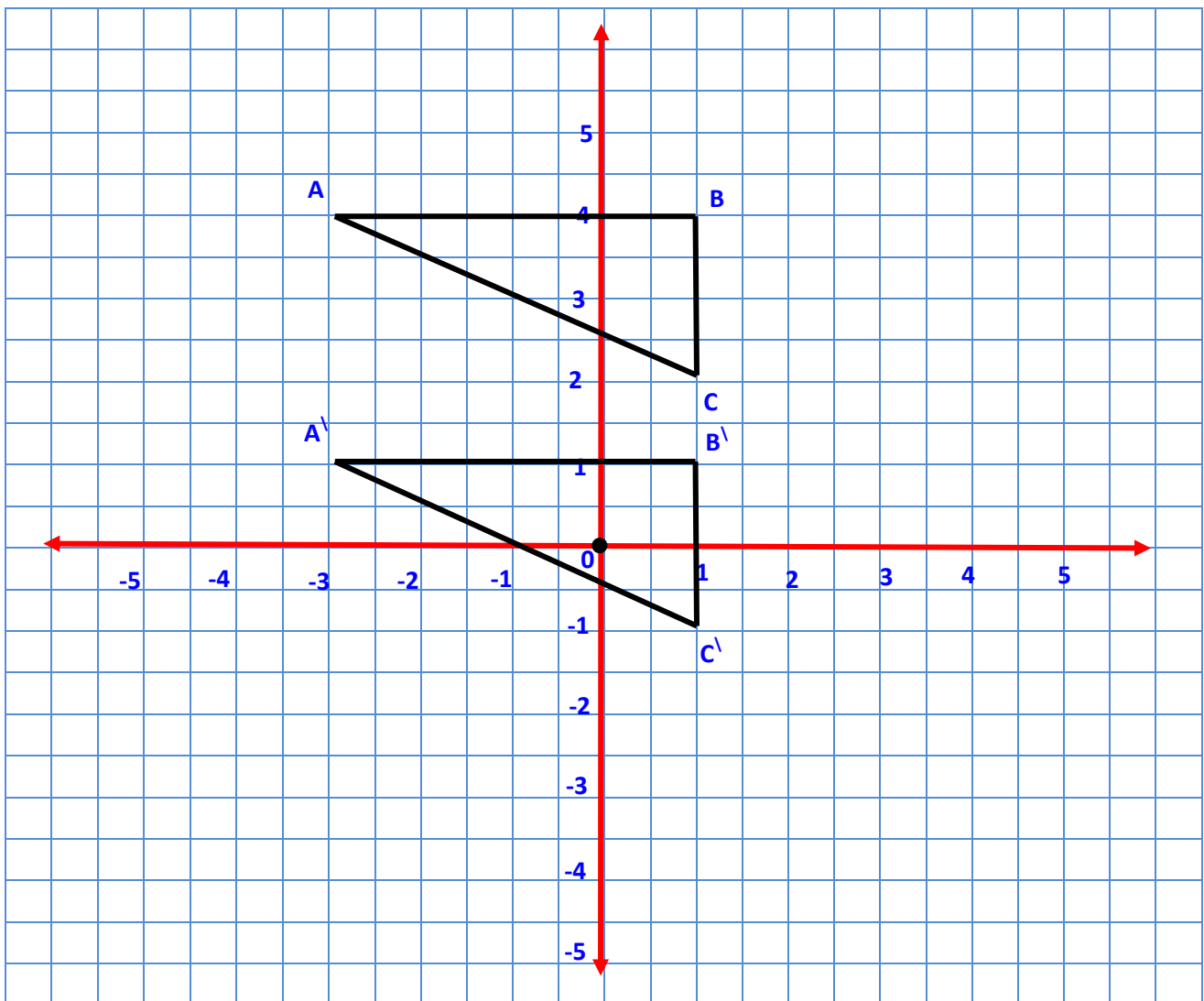
$$b) A(-3, 4) \rightarrow (0, -3) \rightarrow A'(-3, 1)$$


$$B(1, 4) \rightarrow (0, -3) \rightarrow B'(1, 1)$$

$$C(1, 2) \rightarrow (0, -3) \rightarrow C'(1, -1)$$

$$AB = |B - A| = |1 - (-3)| = |4| = 4 \text{ units}$$

$$BC = |C - B| = |2 - 4| = |-2| = 2 \text{ units}$$





Math 6th prim

Q3:

a) $L.A = P. \text{ of base} \times \text{height}$
 $= 18 \times 3 = 54m^2$

T.A = L.A + A. of one face

$$54 + 20 = 74m^2$$

The Cost = $74 \times 15 = 1110 L.E$

$$P. = (L + w) \times 2$$

$$= (5 + 4) \times 2$$

$$= 18 m$$

$$A = L \times W$$

$$5 \times 4 = 20m^2$$

b) $8 \times 6 + (-5) \times 6$

$$= 48 + (-30)$$

$$= 18$$

distribution property

c) $-15 + 15 + 29$

$$= (-15 + 15) + 29$$

$$= 0 + 29$$

$$= 29$$

commutative property

associative property

additive inverse

additive identity

Q5: 1) $\frac{5^7 \times (-5)^2}{5^6} = \frac{5^9}{5^6} = 125$


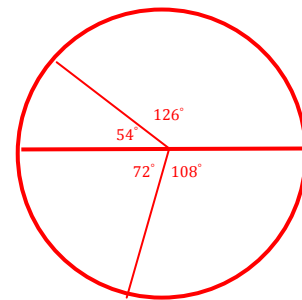
2) N


3) $R = d \div 2 = 14 \div 2 = 7cm$

$$A = \pi r^2 = \frac{22}{7} \times 7^2 = 154 cm^2$$

4) $\frac{4}{6} = \frac{2}{3}$

Q4:





Math 6th prim

Model Answer (2)

Q 1 : Choose the correct answer :

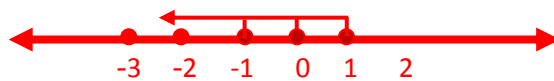
- 1) \emptyset
- 2) $\frac{(-7)^7}{(-7)^6} = (-7)^1 = -7$
- 3) 18 (the pattern add 4)
- 4) $(7 \times 6) + (7 \times (-3)) = 42 + (-21) = 21$
- 5) 7 or - 7


Q2 :

- 1) Z^-
- 2) 16
- 3) $\{-3\}$
- 4) $\frac{1}{4} \times 360 = 90^\circ$
- 5) $(5, -5) - (2, 3) = (3, -8)$

Q3 :

- 1) $x + 3 = \frac{-2}{2}$
 $x + 3 = -1$
 $x = -1 - 3$
 $x = -4 \notin N$
 $S.S = \emptyset$
- 2) $2x \leq 5 - 3$
 $2x \leq 2$
 $x \leq \frac{2}{2}$
 $x \leq 1$ $S.S = \{1, 0, -1, \dots\}$





Math 6th prim

Q4:

a) $518 + (-18) + (-119) + 119$ commutative
 $= (518 + (-18)) + ((-119) + 119)$ associative
 $= 500 + 0$ additive inverse
 $= 500$ additive identity

b)

a) $L.A = P \times h$

$$= 8 \times 0.7 = 5.6 m^2$$

T.A = L.A + Base Area

$$= 5.6 + 3.75 = 9.35 m^2$$

The Cost = $9.35 \times 10 = 93.5 L.E$

$$P. = (L + w) \times 2$$

$$= (2.5 + 1.5) \times 2$$

$$= 8 m$$

$$A = L \times W$$

$$2.5 \times 1.5 = 3.75 m^2$$

Q5:

a) 1) $\frac{0}{16} = 0$ impossible

2) $\frac{8}{16} = \frac{1}{2}$

3) $\frac{11}{16}$

b) Percentage of culture =


$$= 100\% - (5\% + 45\% + 15\%) = 35\%$$


$$\text{measure of culture angle} = \frac{5}{100} \times 360 = 18^\circ$$

$$\text{measure of sportage} = \frac{45}{100} \times 360 = 162^\circ$$

$$\text{measure of social angle} = \frac{15}{100} \times 360 = 54^\circ$$

$$\text{meausre of art angle} = \frac{35}{100} \times 360 = 126^\circ$$





Math 6th prim


Model Answer (3)


Q 1 : Choose the correct answer :

- a) $1 + 1 = 2$
- b) -24
- c) $Z - \{0\}$
- d) $250 \times \frac{1}{2} = 125$ the closest = 124
- e) 2^8

Q2 : Complete :

- a) $x = 7 - 3$
 $x = 4$
- b) πr^2
- c) $4x = 17 - 1$
 $4x = 16$
 $x = \frac{16}{4} = 4$ S.S = {4}
- d) Base Area = $E \times E = 4 \times 4 = 16\text{cm}^2$
 $T.A = \text{Base area} \times 6 = 16 \times 6 = 96\text{ cm}^2$





Math 6th prim

Q3:

a) Lateral Area = P. of the base \times h

$$32 \times 10 = 320 \text{ cm}^2$$

$$w = \frac{P}{2} - L = \frac{32}{2} - 9 = 16 - 9 = 7 \text{ cm}$$

$$\text{Base Area} = L \times w = 9 \times 7 = 63 \text{ cm}^2$$

$$\text{Total Area} = L.A + 2 \times \text{base area}$$

$$320 + 2 \times 63 = 446 \text{ cm}^2$$

b) $6x = 25 - 7 = 18$

$$x = 18 \div 6 = 3$$

Q4: a) sample space = { 1 , 2 , 3 , 4 , 5 , 6 }

$$\text{First} = \frac{0}{6} = 0$$


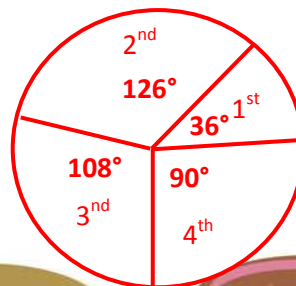
$$\text{Second} = \frac{1}{6}$$


b) Area of circle = $r^2 \times \pi = 7^2 \times \frac{22}{7} = 154 \text{ cm}^2$

$$\text{Area of one sector} = \frac{154}{4} = 38.5 \text{ cm}^2$$

Q5 : a) $\frac{3^{10} \times 3^5}{3^{12}} = \frac{3^{10+5}}{3^{12}} = \frac{3^{15}}{3^{12}} = 3^3 = 27$

The Form	1 st	2 nd	3 rd	4 th	Total
The Percentage	10 %	35%	30 %	25%	100%
Measure of	36°	126°	108°	90°	360°





Math 6th prim

Model Answer (4)

Q 1 : Choose the correct answer :

1) 90 2) $\frac{1}{2}$ 3) $x = 8 - 3 = 5 \notin Z$ S.S = \emptyset

4) (3 , -2) (-3 , 2) (0 , 0)

Q 2 : Complete :

a) $\frac{-(5)^{13}}{5^9} = -(5)^4 = -625$

b) $(-6) \times (-3) + (-6) \times 2 = 18 + (-12) = 6$

c) 13 , 21 , 34 , 55

Q 3:

$$2x + 1 < 5$$

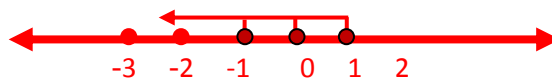
$$2x < 5 - 1$$


$$2x < 4$$

$$x < 4 \div 2$$

$$x < 2$$

$$S.S = \{ 1, 0, -1, -2, \dots \dots \dots \}$$





Math 6th prim

Q 4:

a) Area of square = $S \times S = 20 \times 20 = 400 \text{ cm}^2$

$r = 20 \div 2 = 10 \text{ cm}$.

Area of circle = $\pi r^2 = 3.14 \times (10)^2 = 314 \text{ cm}^2$


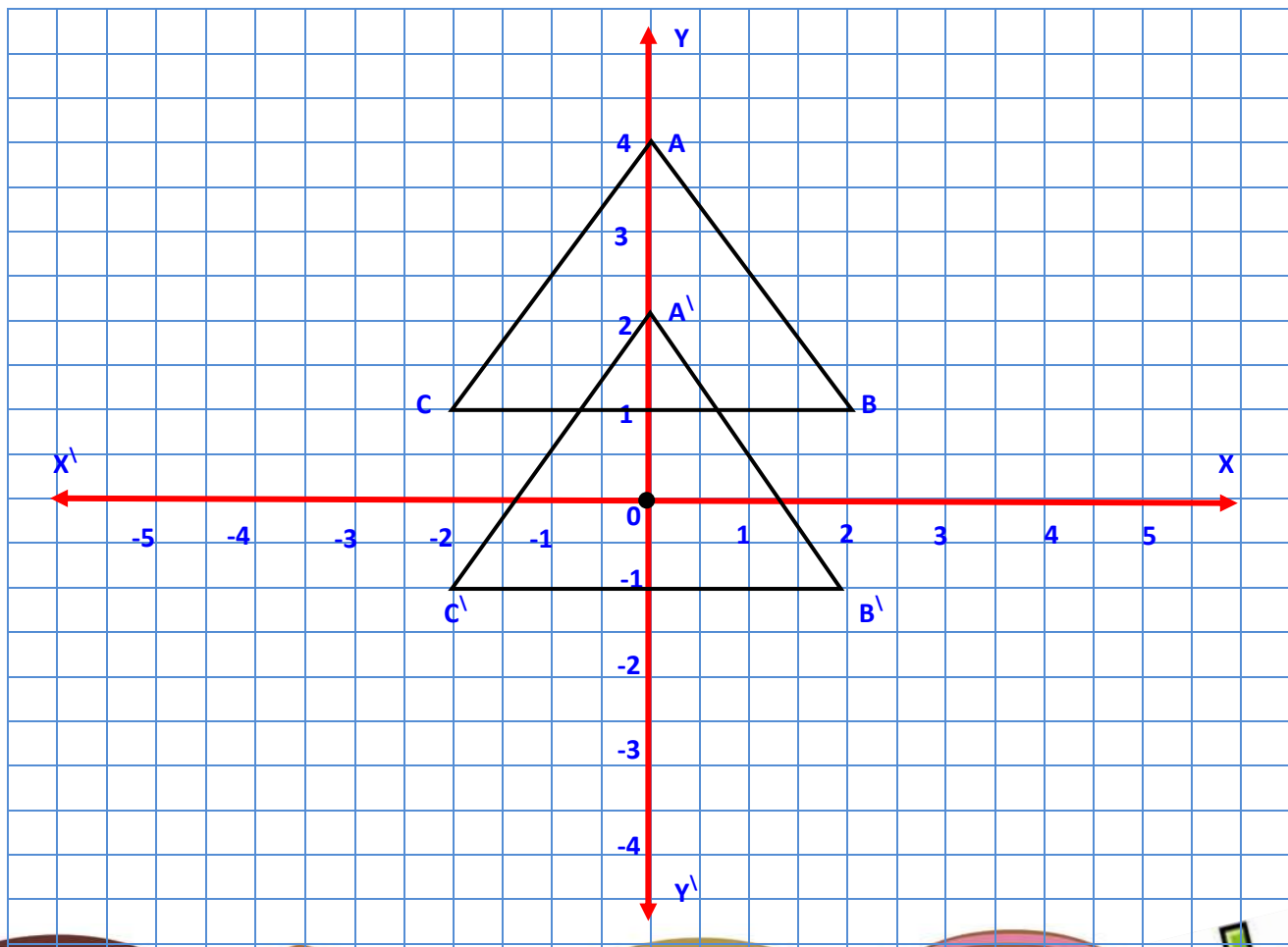
Area of shaded part = $400 - 314 = 86 \text{ cm}^2$


b) First : $\overline{BC} = |C - B| = |-2 - 2| = |-4| = 4 \text{ units length}$

Second : $A(0, 4) \xrightarrow{(0, -2)} A'(0, 2)$

$B(2, 1) \xrightarrow{(0, -2)} B'(2, -1)$

$C(-2, 1) \xrightarrow{(0, -2)} C'(-2, -1)$





Math 6th prim

Q 5:

a) $(S) = \{1, 2, 3, 4, 5, 6, 7, 8, 9, 10, 11, 12, 13, 14, 15\}$

$N(S) = 15$

First : $P(A) = \frac{7}{15}$

Second : $P(B) = \frac{5}{15} = \frac{1}{3}$

B) First = $\frac{25}{100} \times 360 = 90^\circ$

Second = $\frac{50}{100} \times 360 = 180^\circ$

Third = $\frac{25}{100} \times 360 = 90^\circ$

